



High Current Ferrite Chip Beads

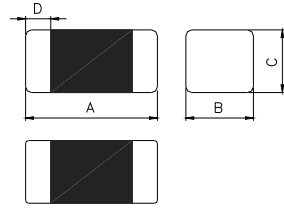
HCB 2012 Series 0805 inch



Dimensions

Chip Size Units: mm

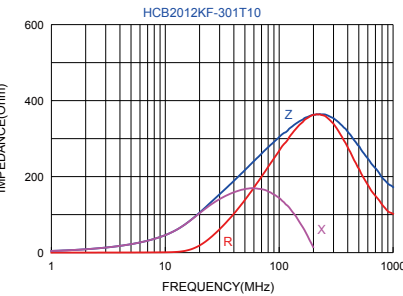
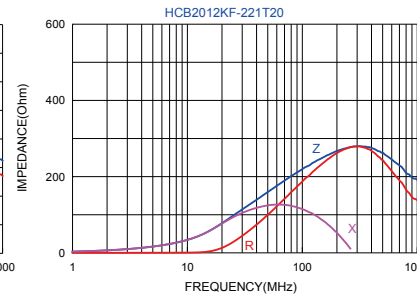
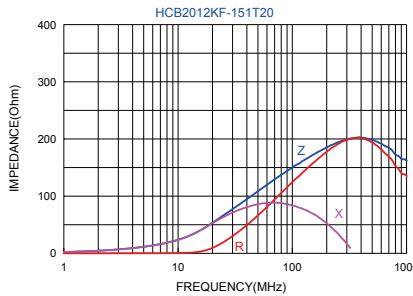
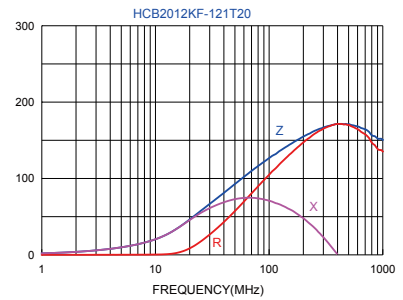
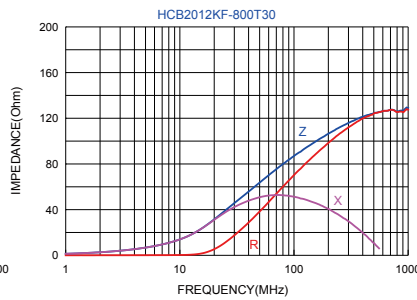
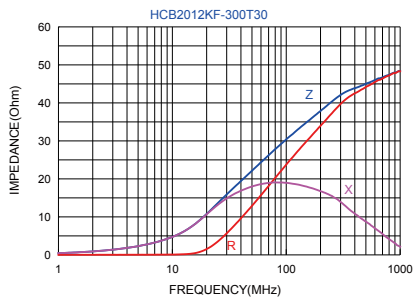
A	2.00±0.20
B	1.25±0.20
C	0.85±0.20
D	0.50±0.30



Specifications

Part Number	Impedance (Ω)	Test Frequency (MHz)	DC Resistance (Ω) max.	Rated Current (mA) max.
HCB2012KF-300T30	30 ± 25%	100	0.04	3000
HCB2012KF-800T30	80 ± 25%	100	0.04	3000
HCB2012KF-121T20	120 ± 25%	100	0.10	2000
HCB2012KF-151T20	150 ± 25%	100	0.10	2000
HCB2012KF-221T20	220 ± 25%	100	0.10	2000
HCB2012KF-301T10	300 ± 25%	100	0.20	1000
HCB2012KF-471T10	470 ± 25%	100	0.20	1000
HCB2012KF-601T10	600 ± 25%	100	0.20	1000

Impedance-Frequency Characteristics (Typical)



Remark

All the data listed in this catalogue are for reference only, TAI-TECH reserves the right to alter or revise the specifications without prior notification. For the latest specification, please visit our website: www.taitech.com.hk

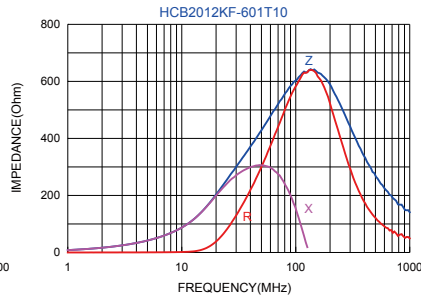
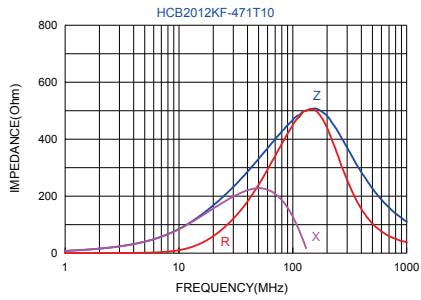


Pb-free



Halogen-free

Impedance-Frequency Characteristics (Typical)



Remark

All the data listed in this catalogue are for reference only, TAI-TECH reserves the right to alter or revise the specifications without prior notification. For the latest specification, please visit our website: www.taitech.com.hk