



Wirewound Common Mode Chokes

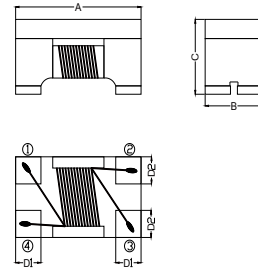
WCM 4532 Series 1812 inch



Dimensions

Chip Size Units: mm

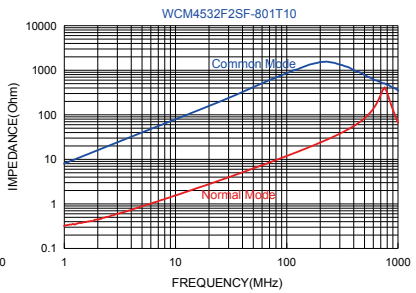
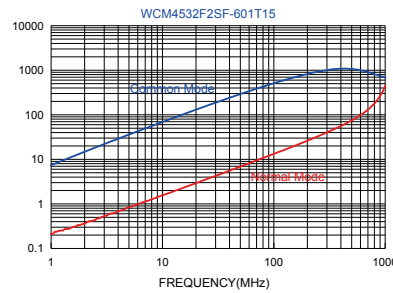
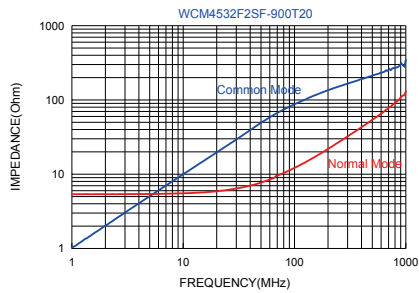
A	4.50±0.20
B	3.20±0.20
C	2.80±0.20
D1	1.00±0.10
D2	1.20±0.10



Specifications

Part Number	Common mode Impedance (Ω)	Test Frequency (MHz)	DC Resistance (Ω) max.	Rated Current (mA)max.	Rated Volt (Vdc)max.	Withstand Volt. (Vdc) max.	IR (Ω) min.
WCM4532F2SF-900T20	90 ± 25%	100	0.05	2000	50	125	10M
WCM4532F2SF-601T15	600 ± 25%	100	0.24	1500	50	125	10M
WCM4532F2SF-801T10	800 ± 25%	100	0.24	1000	50	125	10M

Impedance-Frequency Characteristics (Typical)



Remark

All the data listed in this catalogue are for reference only, TAI-TECH reserves the right to alter or revise the specifications without prior notification. For the latest specification, please visit our website: www.taitech.com.hk